

Carbon thin films on SKD11 steel were deposited by 40 kHz frequency plasma sputtering technique using a waste of battery carbon rods in argon plasma, and their mechanical properties were investigated by various target-substrate distances (1 cm, 1.7 cm, 2 cm, and 2.4 cm). The power used is 340 watts, the vacuum time is 90 minutes, and the gas flow rate is 80 ml/minute. The deposition time of carbon in plasma sputtering is 120 minutes with the initial temperature (temperature during vacuum) of 28 °C and the final temperature (the temperature after plasma sputtering) is 300 °C. The hardness value of SKD11 steel deposited with carbon thin films on SKD11 with target-substrate distance was tested using the Vickers microhardness test. Testing the thickness of the carbon thin films on the SKD11 steel substrate was carried out using a Nikon type 59520 optical microscope. Qualitative analysis of the thickness of the carbon thin films on the SKD11 steel substrate at a scale of 20 μm is shown by an optical microscope. Qualitatively, the thin film at a distance of 1.7 cm looks the brightest and thickest than other distance variations. Based on the Vickers microhardness test and Nikon type 59520 optical microscope, at the distance of 1 cm to 1.7 cm, the average thickness and hardness increased from 10,724 μm (286.6 HV) to 13,332 μm (335.9 HV). Furthermore, at the variation of the distance from 1.7 cm to 2.4 cm, the average thickness and hardness continued to decrease from 13.332 μm (335.9 HV) to 7.257 μm (257.3 HV). The possibility of interrupting atoms colliding with argon atoms in inert conditions increases at a long distance, thus causing the deposition flux on the SKD11 steel substrate to decrease

**Keywords:** target-substrate distance, SKD11 steel, sputtering, hardness, thickness, carbon thin films

Received date 01.01.2021

Accepted date 18.01.2021

Published date 25.02.2021

## 1. Introduction

The carbon in the carbon rod waste of zinc-carbon battery is a type of amorphous allotropy [1]. Amorphous carbon is an impure form of the element carbon. Besides, amorphous carbon has been widely used for various research and industrial purposes. This carbon can be used as a target material for thin film deposition on the material's surface [2]. One of the applications of carbon thin film deposition is on steel [3]. The thin film of carbon has been carried out using the plasma-enhanced chemical vapor deposition method, plasma hollow-cathode, plate-parallel to radio frequency, and plasma sputtering. Among the three methods, plasma sputtering has several advantages over other methods, such

# EFFECT OF TARGET-SUBSTRATE DISTANCE ON THICKNESS AND HARDNESS OF CARBON THIN FILMS ON SKD11 STEEL USING TARGET MATERIAL FROM BATTERY CARBON RODS

UDC 539

DOI: 10.15587/1729-4061.2021.225376

**Aladin Eko Purkuncoro**

Master Degree of Mechanical Engineering

Department of Mechanical Engineering

Institut Teknologi Nasional Malang

Jl. Bendungan Sigura-gura No. 2, Malang, Indonesia, 65145

E-mail: aladin.eko.purkuncoro@lecturer.itn.ac.id

**Rudy Soenoko**

Professor\*

E-mail: rudysoen@ub.ac.id

**Dionysius Joseph Djoko Herry**

**Santjojo**

Assistant Professor

Department of Physical\*\*

E-mail: dsantjojo@ub.ac.id

**Yudy Surya Irawan**

Assistant Professor\*

E-mail: yudysir@ub.ac.id

\*Department of Mechanical Engineering\*\*

\*\*Brawijaya University

Jl. Mayjend Haryono, 167, Malang, Indonesia, 65145

Copyright © 2021, Aladin Eko Purkuncoro, Rudy Soenoko,

Dionysius Joseph Djoko Herry Santjojo, Yudy Surya Irawan

This is an open access article under the CC BY license (<http://creativecommons.org/licenses/by/4.0>)

as high deposition rate, low substrate temperature, and high quality of the synthesized layer [4].

Steel is a material that consists of essential elements, iron (Fe), and the primary alloy element, carbon (C). The carbon element's primary function in steel is a material hardener by preventing the displacement of the dislocation in the iron atom's crystal lattice [5]. Similar research has previously been carried out by adding carbon elements to increase steel hardness's mechanical properties [6]. One type of steel that is often used in the industrial world is SKD11 steel [7]. The deposition of a thin layer of carbon using the plasma sputtering method on the SKD11 steel material is expected to increase the steel's hardness value [3].

There are three main frequency ranges in plasma generation: 40 kHz (low frequency), 13.56 MHz, and 2.45 GHz (microwave frequency). The 40 kHz low-frequency generator has the lowest frequency of all frequency ranges. However, the 40 kHz low-frequency generator has the highest ion density value of the three plasma generator frequencies, which means that more plasma particles will be formed per square inch than other generators. The change in ion density causes a change in ion bombardment of the target material for thin film deposition. The 40 kHz low-frequency generator is more suitable for thin layer deposition using plasma sputtering [8]. Plasma sputtering can be generated with various types of gases. However, one of the gases suitable for use in plasma sputtering is argon gas [9]. Argon is an inert noble gas, which means the dominant influence in plasma sputtering is physics [10]. Argon atoms are heavy atoms with low reactive properties; it is more effective if used to bombard target materials for thin layer deposition [11].

Plasma sputtering on thin-film deposition with the material target can be influenced by several parameters, such as power, gas flow rate, target-substrate distance, and substrate temperature [12]. One of the parameters that affect the deposited carbon thin film's mechanical properties is the target-substrate distance. Previous research investigates the effect of target-substrate distance on the mechanical properties of amorphous carbon films by magnetron sputtering technique using a graphite target with argon plasma. These studies indicate that target-substrate distance affects the deposition flux, which affects ion bombardment [13].

Previous research on carbon films' characteristics deposited at two different distances between the substrate and target has been done by magnetron sputtering. The results show that the carbon films deposited at a target-substrate distance of 500 mm are thicker than those deposited at 100 mm. It indicates that target-substrate distance affects the thickness of the deposited carbon film on the substrate. However, the research only investigated two target-substrate distance variations, 100 mm and 500 mm [11]. In the other paper, the studies about the deposition of high-density amorphous carbon films with various target-substrate distances (150, 280 and 400 mm) have been done by sputtering enhanced (electron-beam-excited plasma). The Raman shift of the a-C film at 150 mm shows lower intensity than that spectrum intensity at 400 mm. However, the research does not discuss the hardness value of amorphous carbon films deposited on the substrate [14]. Previous similar studies have been conducted by observing the effect of target-substrate distance on the structural and mechanical properties of amorphous carbon films by middle frequency pulsed unbalanced magnetron sputtering technique using a graphite target in an argon plasma. These studies show that the film thickness increases with increasing target-substrate distance (40 to 50 mm) and decreases with increasing target-substrate distance (50 to 70 mm). The results indicate that target-substrate distance significantly influences the mechanical properties of amorphous carbon films deposited by middle frequency pulsed [13].

Based on previous research, the problem's relevance is that no one has investigated the effect of target-substrate distance on the mechanical properties of carbon films deposited by 40 kHz low-frequency plasma sputtering using material target from carbon rods of zinc-carbon battery waste. The 40 kHz low-frequency generator produces a high ion density value, which means that more plasma particles will be formed per square inch than other generators. On the other hand, carbon rods from zinc-carbon battery waste

can be reused as the target material for plasma sputtering to reduce battery waste pollution. Therefore, studies devoted to investigating the effect of target-substrate distance on the hardness properties of carbon film with 40 kHz low-frequency plasma sputtering using material target from zinc-carbon battery waste are of scientific relevance.

---

## 2. Literature review and problem statement

---

Steel consists of the primary constituent elements, iron (Fe), and the primary alloying element, carbon (C). According to the grade, an element of carbon in the steel ranges from 0.2 % to 2.1 % by weight. The carbon element in steel functions to improve steel's hardness performance by inhibiting the shift of dislocations in the crystal lattice of iron atoms [5]. The addition of carbon to steel can improve hardness performance, thereby improving the mechanical quality of industrial equipment made of steel [6].

One of the steels that are often used in industrial equipment is SKD11 steel. SKD11 steel is often used for making knife tips, scissors, and saw blades. Generally, SKD11 steel is used as a cutting tool. It requires high hardness performance [15]. One of the methods that can be used to increase the hardness of SKD11 steel is by adding carbon to the steel [16]. Similar research has previously been carried out by adding elemental carbon to increase carbon steel's hardness properties. However, this study only discusses the effect of carbon content on the hardness properties of steel. It has not discussed the relationship between the thickness and impurity of carbon thin films [3, 6].

SKD11 steel has a chemical composition with various constituent elements, carbon (C), chromium (Cr), molybdenum (Mo), silicon (Si), manganese (Mn), and vanadium (V). The element carbon has a chemical composition (%) less than the element chromium. The carbon content is only 1.40 to 1.6 %. It needs to be an increase in the carbon content of SKD11 steel to increase the material's hardness. The carbon element in steel serves to increase strength and hardness. Another element, molybdenum, can increase corrosion resistance and high temperatures. The chromium element, which is the most content in SKD11 steel, serves to increase oxidation resistance. The element silicon is used as an oxidizing agent in steel smelting, as most steels generally contain a small percentage of silicon. The addition of manganese to SKD11 steel can improve heat resistance, strength, toughness, and hardness [19].

The paper about the effect of target-substrate distance on the structural and mechanical properties of amorphous carbon films by middle frequency pulsed unbalanced magnetron sputtering technique using a graphite target in an argon plasma has been done. Research shows that the film thickness increases with increasing target-substrate distance (40 to 50 mm) and decreases with increasing target-substrate distance (50 to 70 mm). The results indicate that target-substrate distance significantly influences the mechanical properties of amorphous carbon films deposited by middle frequency pulsed. However, there were unresolved issues related to carbon film deposition with 40 kHz low-frequency plasma sputtering using material target from carbon rods of zinc-carbon battery waste. Furthermore, the study uses a variation of the target-substrate distance in an extensive range (40, 50, 60, and 70 mm). It is necessary to investigate target-substrate distance variations in a smaller range than at the target substrate distance in this study, such as 1, 1.7, 2

and 2.4 cm. The study only used middle frequency pulsed and did not use a 40 kHz low-frequency plasma generator [15]. The possible reason is that at low frequencies, 40 kHz is more challenging to form plasma sputtering than compared to middle frequency. However, the 40 kHz low-frequency generator has the highest ion density value of the three plasma generator frequencies, which means that more plasma particles will be formed per square inch than other generators. The 40 kHz low-frequency generator is more suitable for thin layer deposition using plasma sputtering than middle frequency [8]. All this suggests that it is advisable to conduct a study on the effect of target-substrate distance on thickness and hardness of carbon thin films on SKD11 substrate with 40 kHz low-frequency plasma sputtering using material target from carbon rods of zinc-carbon battery waste.

### 3. The aim and objectives of the study

The aim of the study is to investigate the effect of various target-substrate distances of 40 kHz plasma sputtering on the thickness and hardness of carbon thin films. The practical use of the results can increase the hardness of SKD11 steel in the industry because SKD11 steel in the industry is used to manufacture cutting tools, which requires high hardness performance.

To achieve this aim, the following objectives are accomplished:

- to investigate the effect of various target-substrate distances of 40 kHz plasma sputtering on thickness and hardness of carbon thin films;
- to observe the relationship between the thickness and hardness of carbon thin films on SKD11 steel on various target-substrate distances.

### 4. Experimental method

#### 4. 1. Sample preparation

This research's material target was prepared by a carbon rod from zinc-carbon ABC battery waste (ABC Battery Industry, made in Indonesia). The carbon rod was cut into reach diameter 8 mm and length 55 mm. The carbon rod was then cleaned by the ultrasonic cleaner with 40 kHz and 360 W in soap solution for 1 minute. The cleaned carbon rod was dried in the oven at 300 °C for 2 hours. The substrate used is SKD11 steel. Before the plasma sputtering process, the substrate was cleaned with technical alcohol.

#### 4. 2. Deposition of thin film

The carbon thin film is deposited using 40 kHz low-frequency plasma sputtering.

The plasma system has a chamber diameter of 250 mm. The carbon target material from the zinc-carbon battery waste carbon rod is placed between the electrodes. The distance between the target material and the SKD11 steel

substrate was carried out with variations of 1 cm, 1.7 cm, 2 cm and 2.4 cm. The power used is 340 watts, the vacuum time is 90 minutes, and the gas flow rate is 80 ml/minute. The deposition time of carbon in plasma sputtering is 120 minutes with the initial temperature (temperature during vacuum) of 28 °C and the final temperature (the temperature after plasma sputtering) is 300 °C. The illustration scheme of the plasma sputtering system used in this research is shown in Fig. 1. The components of the tool in the plasma sputtering system shown in Fig. 1 are as follows:

1. 40 kHz Diener low-frequency generator (LFG) serves to generate plasma in the system.
2. The vacuum pump functions to create a vacuum in the plasma chamber, thereby facilitating plasma formation in the chamber.
3. Thermocouple functions to adjust the temperature of the substrate in the plasma sputtering system.
4. Flowmeter functions to regulate the flow rate of argon gas in the plasma sputtering system.
5. The adjustable distance is used to adjust the target-substrate distance.

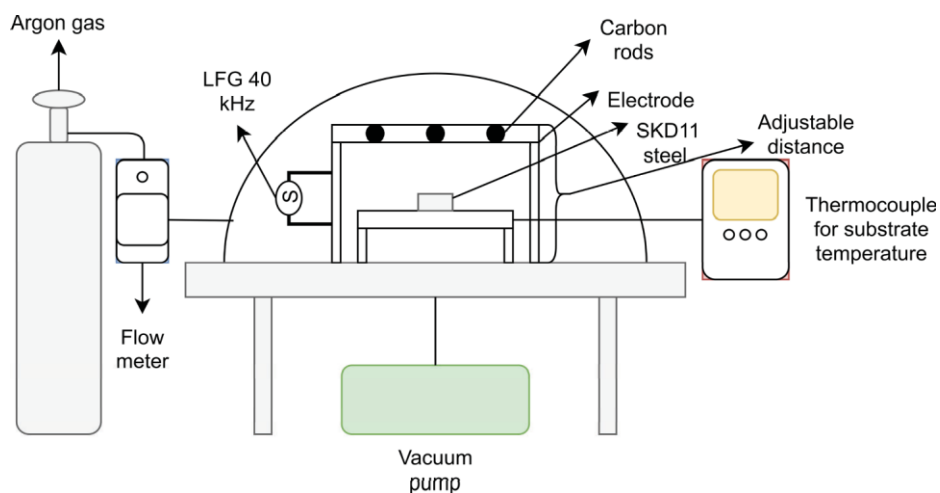


Fig. 1. Scheme of the plasma sputtering system

The plasma sputtering process on the vacuum chamber for carbon thin films deposition is shown in Fig. 2.

During the plasma sputtering process, argon plasma formed as shown in Fig. 2.




Fig. 2. Plasma sputtering process on the vacuum chamber

**4. 3. Characterization of thin film**

The hardness value of SKD11 steel deposited with carbon thin films on SKD11 with power treatment was tested using Vickers microhardness test at three different test points shown in Fig. 3. The hardness value of SKD11 steel is obtained by taking the average hardness value from measurements at three test points that have been done previously.

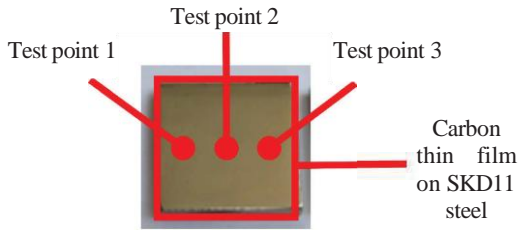


Fig. 3. Vickers microhardness test at three different test points on carbon thin films on SKD11 steel

Testing the thickness of the carbon thin films on the SKD11 steel substrate was carried out using a Nikon type 59520 optical microscope shown in Fig. 4. Before characterization with the Nikon Type 59520 optical microscope, the sample was placed on the surface of the resin as shown in Fig. 4.

Resin preparation aims to determine the boundary area between SKD11 steel, deposited carbon thin films, and resin at the time of optical microscopy characterization. The sample was placed on the preparation table shown in Fig. 4. The magnification was set at 200x. The observed data were then processed with the Nikon optical microscope type 59520 software, and the thickness values were obtained at three different points.



Fig. 4. Testing the thickness of the carbon thin film on the sample with the Nikon Type 59520 Optical Microscope

**5. Research results of thickness and hardness value of carbon thin films on SKD11 steel**

**5.1. Thickness of carbon thin films on the SKD11 steel substrate at the variation of target-substrate distance**

The thickness and the hardness value of carbon thin films on SKD11 steel with tar-

get-substrate variations were tested with the Nikon type 59520 optical microscope and Vickers microhardness test. The thickness results of carbon thin films using the Nikon type 59520 optical microscope are shown in Fig. 5–8.

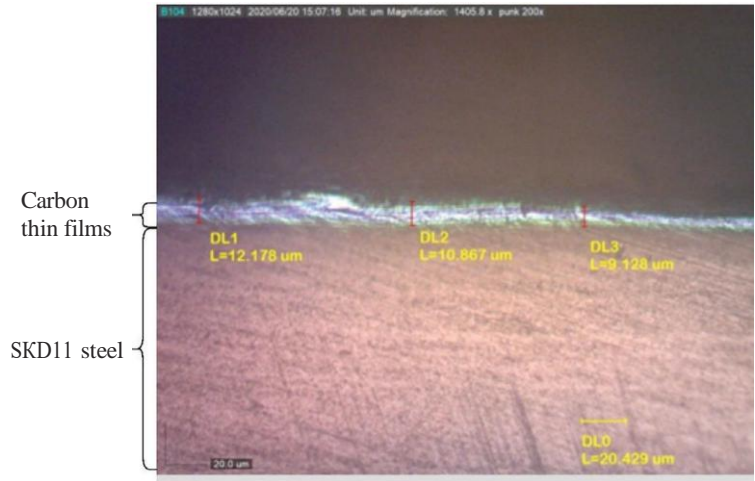


Fig. 5. Results of testing the thickness of carbon thin films on the SKD11 steel substrate at a target-substrate distance of 1 cm




Fig. 6. Results of testing the thickness of carbon thin films on the SKD11 steel substrate at a target-substrate distance of 1.7 cm




Fig. 7. Results of testing the thickness of carbon thin films on the SKD11 steel substrate at a target-substrate distance of 2 cm




Fig. 8. Results of testing the thickness of carbon thin films on the SKD11 steel substrate at a target-substrate distance of 2.4 cm

Quantitative data of thickness values of carbon thin films on SKD 11 steel at 1 cm, 1.7 cm, 2 cm, and 2.4 cm target-substrate distance based on the Nikon type 59520 optical microscope are presented in Table 1.

Table 1

Thickness value of carbon thin films on SKD 11 steel at 1 cm, 1.7 cm, 2 cm, and 2.4 cm target-substrate distance based on the Nikon type 59520 optical microscope

| No. | Target-substrate distance (cm) | Thickness point (μm) |        |        | Average (μm) |
|-----|--------------------------------|----------------------|--------|--------|--------------|
|     |                                | 1                    | 2      | 3      |              |
| 1.  | 1                              | 12.178               | 10.867 | 9.128  | 10.724       |
| 2.  | 1.7                            | 13.040               | 13.482 | 13.475 | 13.332       |
| 3.  | 2                              | 11.301               | 10.441 | 8.693  | 10.145       |
| 4.  | 2.4                            | 6.534                | 7.836  | 7.402  | 7.257        |

The graph of average thickness values of carbon thin films on SKD11 steel at various target-substrate distances (1, 1.7, 2 and 2.4 cm) is shown in Fig. 9.

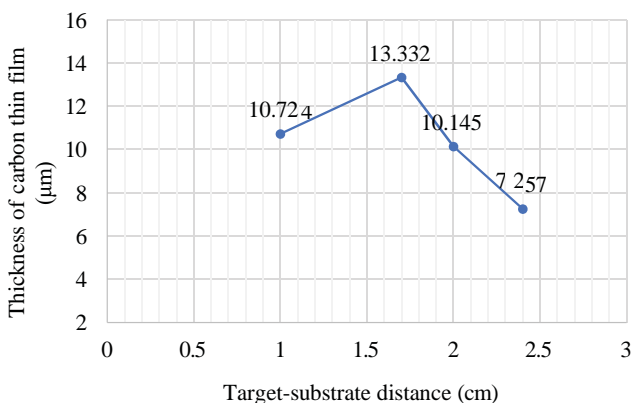


Fig. 9. Graph of thickness values of carbon thin films on SKD11 steel at various target-substrate distances (1, 1.7, 2 and 2.4 cm)

**5. 2. Hardness value of carbon thin films on the SKD11 steel substrate at the variation of target-substrate distance**

Based on the hardness value test results using the Vickers microhardness test, the distance variations are shown in Table 2.

Table 2

Hardness value of carbon thin films on SKD 11 steel at 1 cm, 1.7 cm, 2 cm, and 2.4 cm target-substrate distance based on the Vickers microhardness test

| Test point | Hardness value of carbon thin films on the SKD11 substrate at a-various target-substrate distances (HV) |        |       |        |
|------------|---|--------|-------|--------|
|            | 1 cm  | 1.7 cm | 2 cm  | 2.4 cm |
| 1          | 293.60  | 379.90 | 267.4 | 261.6  |
| 2          | 273.60  | 321.60 | 252.9 | 256.4  |
| 3          | 292.60  | 306.30 | 265   | 254.1  |
| Average    | 286.6   | 335.9  | 261.7 | 257.3  |

The relationship between variations of the target-substrate distance and the average hardness of the carbon layer on the SKD11 steel substrate is plotted in the graph, as shown in Fig. 10.

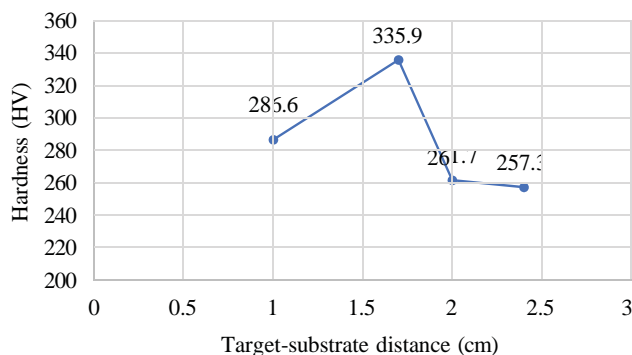


Fig. 10. Graph of hardness value of SKD11 steel at various target-substrate distances

The relationship between the average thickness and the average hardness of the carbon thin films on the SKD11 steel substrate at various target-substrate distances is shown in Fig. 11.

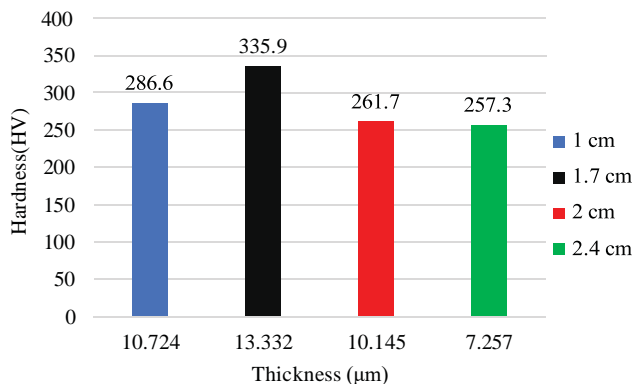


Fig. 11. Relationship between the average thickness and the average hardness of the carbon thin films on the SKD11 steel substrate at various target-substrate distances

Based on Fig. 11, the relationship between the average thickness and the average hardness shows a non-linear pattern relationship. At the target-substrate distance of 1 cm to 1.7 cm, the average thickness and hardness value increases. However, at the target-substrate distance of 1.7 cm to 2.4 cm, the average thickness and hardness value decreases.

## 6. Discussion of the research results of thickness and hardness value of carbon thin films on SKD11 steel

Qualitative analysis of the thickness of the carbon thin films on the SKD11 steel substrate at a scale of 20  $\mu\text{m}$  shown by an optical microscope in Fig. 5–8 visually observed the carbon thin films formed on the SKD11 steel surface, which is indicated in white. Qualitatively, the thin film at a distance of 1.7 cm looks the brightest and thickest than other distance variations. Meanwhile, the thin layer at a distance of 2.4 cm looks qualitatively the thinnest and darkest than other distance variations. It is supported by the data in Table 1, at a distance of 2.4 cm, the average value of carbon layer thickness is 7.25  $\mu\text{m}$ , which is the lowest thickness value compared to other distance variations.

Similar research has previously been carried out by observing the effect of the distance of the target material (40, 50, 60, and 70 mm) on the thickness of the amorphous carbon thin films formed on the glass after 2 hours of plasma sputtering process with 290 W power and 40 kHz generator. The results showed that the higher the distance between the target material and the substrate, the thin film's thickness would decrease. At a short distance between the target material and the substrate, re-sputtering occurs and there is the possibility of increased deposition flux on the substrate [13]. Table 1 and the graph in Fig. 9 show a decreasing pattern at a target-substrate distance from 1 cm to 2.4 cm. At a distance of 1 cm to 1.7 cm, the average thickness value increases from 10.724  $\mu\text{m}$  to 13.332  $\mu\text{m}$ ; this is because, at a short distance, there is little chance of the interrupted atoms colliding with the argon atom in an inert condition; this causes a deposition flux against it. SKD11 steel substrate is increased. At a target-substrate distance from 2 cm to 2.4 cm, it shows a decrease in the average value of the thickness of the carbon layer from 10.145 to 7.257  $\mu\text{m}$ . Based on previous references, Dai and Zhan (2015), it can be used as a basis for explaining the effect of the distance between the target material and the substrate on the thickness of the deposited carbon thin film. If the substrate is far away from the target, the target material's sputtered particles undergo more collisions with inert argon atoms. This may lead to loss of deposition flux [13].

The relationship between average thickness and average hardness of the carbon layer on the SKD11 steel substrate with variations in the distance between the target material and the substrate is shown in Fig. 11. At the variation of the distance of 1 cm to 1.7 cm, the average thickness and hardness increased from 10.724  $\mu\text{m}$  (286.6 HV) to 13.332  $\mu\text{m}$  (335.9 HV), as shown in Table 2 and Fig. 10. Furthermore, at the variation of the distance from 1.7 cm to 2.4 cm, the average thickness and hardness continued to decrease from 13.332  $\mu\text{m}$  (335.9 HV) to 7.257  $\mu\text{m}$  (257.3 HV). Based on previous references, Dai and Zhan (2015) investigate the effect of target-substrate distance on the structural properties of amorphous carbon films. The result of X-ray photoelectron experiments shows that the ratio of  $\text{sp}^3/\text{sp}^2$  in amorphous carbon films increases with increasing target-substrate distance from 40 to 60 mm, and then decreases at 60 to 70 mm. If the ratio of  $\text{sp}^3/\text{sp}^2$  in amorphous carbon films increases, there are more bonds between the carbons

(covalent bonds). It causes an increase in the hardness value of carbon thin films. In previous research, Dai and Zhan (2015), there is a possibility that at a distance of 1.7 cm, which is the variation of the distance with the highest value of thickness and hardness of the carbon layer because the ratio  $\text{sp}^3/\text{sp}^2$  in the carbon layer is the highest, the hardness value is the highest when compared to other distances [13].

Compared to the other similar research, this research's advantages discuss the effect of target-substrate distance on the thickness and hardness value of carbon thin films on SKD11 steel by 40 kHz plasma sputtering. Previous similar studies have been conducted by observing the effect of target-substrate distance on the structural and mechanical properties of amorphous carbon films by middle frequency pulsed unbalanced magnetron sputtering technique using a graphite target in an argon plasma. These studies show that the film thickness increases with increasing target-substrate distance (40 to 50 mm) and decreases with increasing target-substrate distance (50 to 70 mm). The results indicate that target-substrate distance significantly influences the mechanical properties of amorphous carbon films deposited by middle frequency pulsed [13]. However, this result's limitation does not discuss the effect of target-substrate distance on the thickness and hardness value of carbon thin films on SKD11 steel using carbon rods of battery waste as a material target by 40 kHz plasma sputtering.

The shortcomings and restrictions of the research, SKD11 without treatment, are not tested by the Vickers microhardness test. Therefore, the value of hardness without treatment as a control variable and hardness with distance treatment could not be compared. The plasma sputtering system in this study still uses manual systems, and there are no pressure gauge sensors of the plasma sputtering system.

Several things can be developed in this research. Increased range of target-substrate variations (2.5–4 cm) and measure the hardness value for each target-substrate variation. A pressure gauge can be added to know the value of pressure in the chamber of the plasma sputtering system

## 7. Conclusions

1. The thickness and hardness of carbon thin films increased from 1 cm to 1.7 cm, the average thickness and hardness increased from 10.724  $\mu\text{m}$  (286.6 HV) to 13.332  $\mu\text{m}$  (335.9 HV). Furthermore, decreases with further increasing target-substrate distance from 1.7 cm to 2.4 cm, the average thickness and hardness continued to decrease from 13.332  $\mu\text{m}$  (335.9 HV) to 7.257  $\mu\text{m}$  (257.3 HV).

2. At target-distance variation in plasma sputtering, the increasing thickness of carbon thin films increases carbon thin films' hardness. With the thickness of 7.257  $\mu\text{m}$ , the hardness value is 257.3 HV; 10.145  $\mu\text{m}$ , the hardness value is 261.7 HV; 10.724  $\mu\text{m}$ , the hardness value is 286.6 HV and 13.332  $\mu\text{m}$ , the hardness value is 335.9 HV. The highest thickness and hardness values of carbon thin films were obtained at a distance of 1.7 cm, 13.332  $\mu\text{m}$  and 335.9 HV.

## References

1. Purkuncoro, A. E., Santjojo, D. J. D. H., Irawan, Y. S., Soenoko, R. (2019). Deposition of Carbon Thin Film by Means of a Low-Frequency Plasma Sputtering Using Battery Carbon Rods as a Target. IOP Conference Series: Materials Science and Engineering, 515, 012041. doi: <http://doi.org/10.1088/1757-899x/515/1/012041>
2. Chu, P. K., Li, L. (2006). Characterization of amorphous and nanocrystalline carbon films. Materials Chemistry and Physics, 96 (2-3), 253–277. doi: <http://doi.org/10.1016/j.matchemphys.2005.07.048>

3. Kong, J. H., Sung, J. H., Kim, S. G., Kim, S. W. (2006). Microstructural changes of SKD11 steel during carbide dispersion carburizing and subzero treatment. *Solid State Phenomena*, 118, 115–120. doi: <http://doi.org/10.4028/www.scientific.net/SSP.118.115>
4. Wen, F., Liu, J., Xue, J. (2017). The Studies of Diamond-Like Carbon Films as Biomaterials. *Colloid and Surface Science*, 2 (3), 81–95. Available at: <http://www.sciencepublishinggroup.com/journal/paperinfo?journalid=607&doi=10.11648/j.css.20170203.11>
5. Gałuszka, R., Madej, M., Ozimina, D., Krzyszkowski, A., Gałuszka, G. (2017). The Characterisation of the Microstructure and Mechanical Properties of Diamond - Like Carbon (Dlc) for Endoprosthesis. *Metalurgija*, 56 (1-2), 195–198.
6. Calik, A., Duzgun, A., Sahin, O., Ucar, N. (2010). Effect of carbon content on the mechanical properties of medium carbon steels. *Verlag der Zeitschrift für Naturforschung*, 65 (5), 468–472. doi: <https://doi.org/10.1515/zna-2010-0512>
7. Tang, D. W., Wang, C. Y., Hu, Y. N., Song, Y. X. (2009). Constitutive equation for hardened SKD11 steel at high temperature and high strain rate using the SHPB technique. Fourth International Conference on Experimental Mechanics. doi: <http://doi.org/10.1117/12.851262>
8. Iwasaki, M., Hirata, A. (2005). Deposition of high-density amorphous carbon films by sputtering in electron-beam-excited plasma. *New Diamond and Frontier Carbon Technology*, 15 (3), 139–149.
9. Plasma Technology (2007). Diener electronic GmbH + Co. KG. Germany, 83.
10. Vijaya, G., Muralidhar Singh, M., Krupashankara, M. S., Kulkarni, R. S. (2016). Effect of Argon Gas Flow Rate on the Optical and Mechanical Properties of Sputtered Tungsten Thin Film Coatings. *IOP Conference Series: Materials Science and Engineering*, 149, 012075. doi: <http://doi.org/10.1088/1757-899X/149/1/012075>
11. Hammadi, O. A. Fundamentals of Plasma Sputtering. doi: <http://doi.org/10.13140/RG.2.1.3855.5605>
12. Mróz, W., Burdyńska, S., Prokopiuk, A., Jedyński, M., Budner, B., Korwin-Pawłowski, M. L. (2009). Characteristics of Carbon Films Deposited by Magnetron Sputtering. *Acta Physica Polonica A*, 116, S-120–S-122. doi: <https://doi.org/10.12693/aphyspola.116.s-120>
13. Abdelrahman, M. M. (2015). Study of Plasma and Ion Beam Sputtering Processes. *Journal of Physical Science and Application*, 5 (2), 128–142. doi: <https://doi.org/10.17265/2159-5348/2015.02.007>
14. Dai, H. Y., Du, J., Zhan, C. (2015). Role of target-substrate distance on the structural, mechanical and electrical properties of amorphous carbon films. *Journal of Materials Science: Materials in Electronics*, 26 (9), 6552–6556. doi: <https://doi.org/10.1007/s10854-015-3252-4>
15. Grill, A. (2009). Fundamentals of Plasma. *Cold Plasma Materials Fabrication*. doi: <https://doi.org/10.1109/9780470544273.ch1>
16. De la Concepción, V. L., Lorusso, H. N., Svoboda, H. G. (2015). Effect of Carbon Content on Microstructure and Mechanical Properties of Dual Phase Steels. *Procedia Materials Science*, 8, 1047–1056. doi: <https://doi.org/10.1016/j.mspro.2015.04.167>
17. General Catalog of YSS TOOL STEELS (2015). Hitachi Met. Available at: [https://www.hitachi-metals.co.jp/e/products/auto/ml/pdf/yss\\_tool\\_steels\\_d.pdf](https://www.hitachi-metals.co.jp/e/products/auto/ml/pdf/yss_tool_steels_d.pdf)

Corresponding with Journal “ Eastern-European Journal of Enterprise Technologies”

1. Submitted to the journal “Eastern-European Journal of Enterprise Technologies” (01-01-2021)
2. First revision: Accepted with major revision (09-01-2021)
3. Revised version 1 submitted (11-01-2022): Revisions and Amends, Revised version with highlights
4. Second revision: Minor revisions (16- 01-2021)
5. Second revision submitted (17- 01-2021): -Revisions and Amends, -Revised version with highlights
6. Resubmit Aladin's article (20-01-2021)
7. Third revision: Minor revisions (21-01-2021)
8. Third revision submitted (21-01-2021): -Revisions and Amends, -Revised version with highlights
9. Fourth revision: Minor revisions (25-01-2021)
10. Fourth revision submitted (25-01-2021): -Revisions and Amends, -Revised version with highlights
11. Paper accepted (25-02-2021)
12. Paper accepted for publication (26-02-2021): Final paper



## Reviewer 1 Upload Again on Jan 9 2021

**Oksana Nikitina** <0661966nauka@gmail.com>  
to me, dsantjojo, ST.M.Eng  
Good afternoon, dear authors.

Sat, Jan 9, 2021, 1:05 AM

The article was accepted for consideration of the possibility of publication in (No. 1(109) 2021).

At the 4- stage of editing, please take into account the comments of the reviews (article in the application, color notes are highlighted).

We ask you to right strictly in the option which is in the attachment (see attachment).

We ask you not to delete the comments so that we can see all your edits. All corrections by the author, please highlight in green.

Please provide an edited version of the article **by 14.01.2021**.

We are in touch 24/7.

with respect, general manager  
Oksana Nikitina  
Viber/ Telegram/ WhatsApp +38050-303-38-01  
[0661966nauka@gmail.com](mailto:0661966nauka@gmail.com)  
[twitter](#) [linkedin](#)

Editorial staff of the "Eastern-European Journal of Enterprise Technologies"  
Website: <http://journals.uran.ua/ejet/>

Our company may rely on your freely given consent at the time you provided your personal data to us replying on this email then the lawfulness of such processing is based on that consent under EU GDPR 2016/679. You have the right to withdraw consent at any time.

One attachment • Scanned by Gmail

One attachment • Scanned by Gmail

**Oksana Nikitina** Sat, Jan 9, 2021, 2:40 AM

**Aladin Eko Purkuncoro, ST., MT** Sat, Jan 9, 2021, 2:42 AM  
Good Night miss Oksana Nikitina , I will immediately revise my article, thank you again, miss Oksana Nikitina . 🙏🙏 On Sat, Jan 9, 2021 at 2:40 AM Oksana Nikit

**Aladin Eko Purkuncoro, ST., MT** Sat, Jan 9, 2021, 3:01 AM  
Good Night , the atmosphere in the city of Malang, Indonesia , Miss Oksana Nikitina , thank you very much ...

**Aladin Eko Purkuncoro, ST., MT** <aladin.eko.purkuncoro@lecturer.itn.ac.id>  
to Rudy  
----- Forwarded message -----  
From: **Aladin Eko Purkuncoro, ST., MT** <[aladin.eko.purkuncoro@lecturer.itn.ac.id](mailto:aladin.eko.purkuncoro@lecturer.itn.ac.id)>  
Date: Sat, Jan 9, 2021 at 3:01 AM  
Subject: Re: from "Eastern-European Journal of Enterprise Technologies",\_4th stage  
To: Oksana Nikitina <[0661966nauka@gmail.com](mailto:0661966nauka@gmail.com)>

Mon, Jan 11, 2021, 5:43 AM



Good Night , the atmosphere in the city of Malang, Indonesia , Miss Oksana Nikitina , thank you very much ...

On Sat, Jan 9, 2021 at 2:42 AM Aladin Eko Purkuncoro, ST, MT <[aladin.eko.purkuncoro@lecturer.ftn.ac.id](mailto:aladin.eko.purkuncoro@lecturer.ftn.ac.id)> wrote:

Good Night miss **Oksana Nikitina**

I will immediately revise my article, thank you again, miss Oksana Nikitina . 🙏🙏



On Sat, Jan 9, 2021 at 2:40 AM Oksana Nikitina <[0661966nauka@gmail.com](mailto:0661966nauka@gmail.com)> wrote:



↩ Reply   ↲ Forward

Confirm receipt on Jan 5 2021

from "Eastern-European Journal of Enterprise Technologies" (confirm receipt)\_Aladin Eko Purkuncoro Inbox x

**Oksana Nikitina**  
Hello, dear Aladin Eko Purkuncoro. The article was accepted for consideration of the possibility of publication in (No. 1(109)2021). Invoice № 19/37-101-2021 - Tue, Jan 5, 2021, 6:27 AM ☆

**Aladin Eko Purkuncoro, ST., MT**  
I accept the terms. thank you very much Miss Oksana Nikitina 🙏🙏🙏🙏 Tue, Jan 5, 2021, 7:17 AM ☆

**Aladin Eko Purkuncoro, ST., MT**  
Hello Miss Oksana Nikitina , I sent proof of payment on my behalf Aladin Eko Purkuncoro, 50 uero, I am waiting for further information, for the publication of m Tue, Jan 5, 2021, 2:12 PM ☆

**Oksana Nikitina**  
Hello, dear Aladin Eko Purkuncoro. I received your payment, wait for a response from the reviewer soon, I will write to you right away. Have a good day to you. Tue, Jan 5, 2021, 2:43 PM ☆

**Aladin Eko Purkuncoro, ST., MT**  
Ok, thank you very much miss Oksana Nikitina. Tue, Jan 5, 2021, 2:53 PM ☆

**Aladin Eko Purkuncoro, ST., MT**  
Pada tanggal Sel, 5 Jan 2021 14.53, Aladin Eko Purkuncoro, ST., MT <aladin.eko.purkuncoro@lecturer.itn.ac.id> menulis: Ok, thank you very much miss Oksana Nikit Mon, Jan 11, 2021, 5:30 AM ☆

**Aladin Eko Purkuncoro, ST., MT**  
----- Forwarded message ----- From: Aladin Eko Purkuncoro, ST., MT <aladin.eko.purkuncoro@lecturer.itn.ac.id> Date: Mon, Jan 11, 2021 at 5:44 AM Subjec Mon, Jan 11, 2021, 5:48 AM ☆

**Oksana Nikitina** <0661966nauka@gmail.com>  
to me  
Hello, dear Aladin Eko Purkuncoro. I received an article from you today through your website, is this a new article? I think it is the same article that you submitted earlier in the February issue and it is currently being reviewed by a reviewer. Mon, Jan 11, 2021, 4:20 PM ☆ ↶ ⋮

**Aladin Eko Purkuncoro, ST., MT** <aladin.eko.purkuncoro@lecturer.itn.ac.id>  
to Oksana  
Hello Miss Oksana Nikitina , I apologize, it is true that the article sent was the same as the previous article I sent an email to Miss Oksana Nikitina with the title THE **EFFECT OF TARGET-SUBSTRATE DISTANCE ON THICKNESS AND HARDNESS OF CARBON THIN FILMS ON SKD11 STEEL USING TARGET MATERIAL FROM BATTERY CARBON RODS**, please again sorry Miss Oksana Nikitina , and wish you a good day thoo, thank you  
Regards, Aladin  
\*\*\*  
On Mon, Jan 11, 2021 at 4:20 PM Oksana Nikitina <0661966nauka@gmail.com> wrote:  
Hello, dear Aladin Eko Purkuncoro. I received an article from you today through your website, is this a new article? I think it is the same article that you submitted earlier in the February issue and it is currently being reviewed by a reviewer.  
I look forward to hearing back from you and wish you a good day.  
Regards, Oksana

**Oksana Nikitina** <0661966nauka@gmail.com>  
to me  
Aladin thank you very much, I understand everything, we are working on it) Mon, Jan 11, 2021, 4:55 PM ☆ ↶ ⋮  
пн, 11 янв. 2021 г. в 11:51, Aladin Eko Purkuncoro, ST., MT <aladin.eko.purkuncoro@lecturer.itn.ac.id>  
\*\*\*  
Hello Miss Oksana Nikitina , I apologize, it is true that the article sent was the same as the previous article I sent an email to Miss Oksana Nikitina with the title THE **EFFECT OF TARGET-SUBSTRATE DISTANCE ON THICKNESS AND HARDNESS OF CARBON THIN FILMS ON SKD11 STEEL USING TARGET MATERIAL FROM BATTERY CARBON RODS**, please again sorry Miss Oksana Nikitina , and wish you a good day thoo, thank you  
Regards, Aladin  
On Mon, Jan 11, 2021 at 4:20 PM Oksana Nikitina <0661966nauka@gmail.com> wrote:  
Hello, dear Aladin Eko Purkuncoro. I received an article from you today through your website, is this a new article? I think it is the same article that you submitted earlier in the February issue and it is currently being reviewed by a reviewer.  
I look forward to hearing back from you and wish you a good day.  
Regards, Oksana

I look forward to hearing back from you and wish you a good day.  
Regards, Oksana

**Aladin Eko Purkuncoro, ST., MT** <aladin.eko.purkuncoro@lecturer.itn.ac.id>  
to Oksana  
You are welcome. Miss Oksana Nikitina , thank you very much Mon, Jan 11, 2021, 5:11 PM ☆ ↶ ⋮  
\*\*\*

On Mon, Jan 11, 2021 at 4:55 PM Oksana Nikitina <0661966nauka@gmail.com> wrote:  
Aladin thank you very much, I understand everything, we are working on it)  
пн, 11 янв. 2021 г. в 11:51, Aladin Eko Purkuncoro, ST., MT <aladin.eko.purkuncoro@lecturer.itn.ac.id>  
Hello Miss Oksana Nikitina , I apologize, it is true that the article sent was the same as the previous article I sent an email to Miss Oksana Nikitina with the title THE **EFFECT OF TARGET-SUBSTRATE DISTANCE ON THICKNESS AND HARDNESS OF CARBON THIN FILMS ON SKD11 STEEL USING TARGET MATERIAL FROM BATTERY CARBON RODS**, please again sorry Miss Oksana Nikitina , and wish you a good day thoo, thank you  
Regards, Aladin  
On Mon, Jan 11, 2021 at 4:20 PM Oksana Nikitina <0661966nauka@gmail.com> wrote:  
Hello, dear Aladin Eko Purkuncoro. I received an article from you today through your website, is this a new article? I think it is the same article that you submitted earlier in the February issue and it is currently being reviewed by a reviewer.  
I look forward to hearing back from you and wish you a good day.  
Regards, Oksana

↶ Reply   ↷ Forward

Reviewer 2 on Jan 16 2021

from "Eastern-European Journal of Enterprise Technologies" \_5th stage Inbox x



**Oksana Nikitina** <0661966nauka@gmail.com>

to me, dsantjojo, ST,M.Eng  
Good afternoon, dear authors.

The article was accepted for consideration of the possibility of publication in (No. 1(109) 2021).

At the 5- stage of editing, please take into account the comments of the reviews (article in the application, color notes are highlighted).

We ask you to right strictly in the option which is in the attachment (see attachment).

We ask you not to delete the comments so that we can see all your edits. All corrections by the author, please highlight in green.

Please provide an edited version of the article **by 19.01.2021**.

We are in touch 24/7.

with respect, general manager

Oksana Nikitina

Viber/ Telegram/ WhatsApp +38050-303-38-01

→ 0661966nauka@gmail.com

twitter, linkedin

=====

Editorial staff of the "Eastern-European Journal of Enterprise Technologies"

Website: <http://journals.uran.ua/ejeet/>

**Attention!** The author (team of authors) submitting the manuscript to the editorial office of the journal «Eastern-European Journal of Enterprise Technologies» agrees with all requirements for registration, submission of the manuscript of the article and payment and be responsible in case of violation of these requirements.

Our company may rely on your freely given consent at the time you provided your personal data to us replying on this email then the lawfulness of such processing is based on that consent under EU GDPR 2016/679. You have the right to withdraw consent at any time.

One attachment - Scanned by Gmail

One attachment - Scanned by Gmail



**Aladin Eko Purkuncoro, ST., MT**

Received, thank you.

Sun, Jan 17, 2021, 1:01 AM



**Aladin Eko Purkuncoro, ST., MT** <aladin.eko.purkuncoro@lecturer.itn.ac.id>

to Oksana

Good Afternoon, Miss Oksana Nikitina, I send my article revision. I hope that soon the publication in the journal European Technologies of Enterprise Technologies (No.1.2021) Once again thank you very much Miss. Oksana Nikitina

\*\*\*

Sun, Jan 17, 2021, 1:38 PM

One attachment - Scanned by Gmail



**Oksana Nikitina**

Received, thank you.

Mon, Jan 18, 2021, 3:58 AM



**Oksana Nikitina**

Received, thank you.

Mon, Jan 18, 2021, 3:58 AM



**Aladin Eko Purkuncoro, ST., MT** <aladin.eko.purkuncoro@lecturer.itn.ac.id>

to Oksana

You are welcome.

\*\*\*

Mon, Jan 18, 2021, 5:51 PM

Pada tanggal Sen, 18 Jan 2021 03:58, Oksana Nikitina <0661966nauka@gmail.com> menulis:  
Received, thank you.



Resubmit Aladin's article on Jan 20 2021

Resubmit Aladin's article



Aladin Eko Purkuncoro, ST., MT <aladin.eko.purkuncoro@lecturer.itn.ac.id>

Wed, Jan 20, 2021, 3:25 PM

to Oksana  
Good Afternoon miss Oksana Nikitina, s I'm sorry miss Oksana Nikitina , I resubmitted my article, because there was an error in my Professor's cellphone number, this one is correct, thanks again miss Oksana Nikitina 🙏🙏🙏

One attachment • Scanned by Gmail



Reply Forward

Reviewer 3 on Jan 21 2021

from EEJET - please correct the comments from the layout editor Inbox x



Oksana Nikitina <0661966nauka@gmail.com>

Tue, Jan 19, 2021, 10:05 PM

to me, dsantjojo, ST,M.Eng

Good afternoon,

We ask you to correct your comments in the article (you need to make changes only in the file from the layout editor), all you need, the editor has highlighted the color. Please also send all source files of your drawings - archive (only in the program where you created them).

An edited version of the article please provide **no later than 20.01.2021**.

We work 24/7 and are ready to help you around the clock!

with respect, general manager

Oksana Nikitina

Viber/ Telegram/ WhatsApp - +38050-303-38-01

[0661966nauka@gmail.com](mailto:0661966nauka@gmail.com)

[twitter](#), [linkedin](#)

Editorial staff of the "Eastern-European Journal of Enterprise Technologies"

Website: <http://journals.urau.ua/eejet/>

**Attention!** The author (team of authors) submitting the manuscript to the editorial office of the journal «Eastern-European Journal of Enterprise Technologies» agrees with all requirements for registration, submission of the manuscript of the article and payment and be responsible in case of violation of these requirements.

Our company may rely on your freely given consent at the time you provided your personal data to us replying on this email then the lawfulness of such processing is based on that consent under EU GDPR 2016/679. You have the right to withdraw consent at any time.

One attachment • Scanned by Gmail



Resend the revised Aladdin article

One attachment • Scanned by Gmail



Aladin Eko Purkuncoro, ST., MT

Wed, Jan 20, 2021, 2:01AM

Miss Oksana Nikitina, Thank you, I will do that 🙏🙏🙏



Aladin Eko Purkuncoro, ST., MT

Wed, Jan 20, 2021, 2:11PM

Good Afternoon, Miss. Oksana Nikitina, I send my article revision I hope that soon the publication in the journal European Technologies of Enterprise Technolog



Oksana Nikitina

Wed, Jan 20, 2021, 2:12PM

didn't attach the article) cp, 20 янв. 2021 г. в 09:11, Aladin Eko Purkuncoro, ST., MT <aladin.eko.purkuncoro@lecturer.itn.ac.id>: --



Aladin Eko Purkuncoro, ST., MT <aladin.eko.purkuncoro@lecturer.itn.ac.id>

Wed, Jan 20, 2021, 2:13PM

to Oksana

Good Afternoon, Miss. Oksana Nikitina, I send my article revision I hope that soon the publication in the journal European Technologies of Enterprise Technologies (No.1 2021) Once again thank you very much Miss. Oksana Nikitina ..🙏🙏🙏

On Wed, Jan 20, 2021 at 2:11 PM Aladin Eko Purkuncoro, ST., MT <aladin.eko.purkuncoro@lecturer.itn.ac.id> wrote:

Good Afternoon, Miss. Oksana Nikitina, I send my article revision I hope that soon the publication in the journal European Technologies of Enterprise Technologies (No.1 2021) Once again thank you very much Miss. Oksana Nikitina ..🙏🙏🙏

Resend the revised Aladdin article

On Wed, Jan 20, 2021 at 2:01 AM Aladin Eko Purkuncoro, ST., MT <aladin.eko.purkuncoro@lecturer.itn.ac.id> wrote:  
Miss **Oksana Nikitina**, Thank you, I will do that 🙏🙏

On Tue, Jan 19, 2021 at 10:05 PM Oksana Nikitina <0661966nauka@gmail.com> wrote:  
Good afternoon,

We ask you to correct your comments in the article (you need to make changes only in the file from the layout editor), all you need, the editor has highlighted the color. Please also send all source files of your drawings - archive (only in the program where you created them).

An edited version of the article please provide **no later than 20.01.2021**.

We work 24/7 and are ready to help you around the clock!

with respect, general manager  
Oksana Nikitina  
Viber/ Telegram/ WhatsApp +38050-303-38-01  
☎️: [0661966nauka@gmail.com](mailto:0661966nauka@gmail.com)  
✉️: [twitter](#), [linkedin](#)  
Editorial staff of the "Eastern-European Journal of Enterprise Technologies"  
Website: <http://journals.urjan.ua/ejet/>

**Attention!** The author (team of authors) submitting the manuscript to the editorial office of the journal «Eastern-European Journal of Enterprise Technologies» agrees with all requirements for registration, submission of the manuscript of the article and payment and be responsible in case of violation of these requirements.

Our company may rely on your freely given consent at the time you provided your personal data to us replying on this email then the lawfulness of such processing is based on that consent under EU GDPR 2016/679. You have the right to withdraw consent at any time.

One attachment • Scanned by Gmail



Aladin Eko Purku...

Resend the revised Aladdin article



Aladin Eko Purkuncoro, ST., MT <aladin.eko.purkuncoro@lecturer.itn.ac.id>

to Rudy

Wed, Jan 20, 2021, 2:18 PM

----- Forwarded message -----

From: **Oksana Nikitina** <0661966nauka@gmail.com>

Date: Tue, Jan 19, 2021 at 10:05 PM

Subject: from EEJET - please correct the comments from the layout editor

To: Aladin Eko Purkuncoro, ST., MT <aladin.eko.purkuncoro@lecturer.itn.ac.id>, <dsantolo@ub.ac.id>, Dr Eng. Yudy Surya I, STM Eng <yudysir@ub.ac.id>

Good afternoon,

We ask you to correct your comments in the article (you need to make changes only in the file from the layout editor), all you need, the editor has highlighted the color. Please also send all source files of your drawings - archive (only in the program where you created them).

An edited version of the article please provide **no later than 20.01.2021**.

We work 24/7 and are ready to help you around the clock!

with respect, general manager  
Oksana Nikitina  
Viber/ Telegram/ WhatsApp +38050-303-38-01  
☎️: [0661966nauka@gmail.com](mailto:0661966nauka@gmail.com)  
✉️: [twitter](#), [linkedin](#)  
Editorial staff of the "Eastern-European Journal of Enterprise Technologies"  
Website: <http://journals.urjan.ua/ejet/>

**Attention!** The author (team of authors) submitting the manuscript to the editorial office of the journal «Eastern-European Journal of Enterprise Technologies» agrees with all requirements for registration, submission of the manuscript of the article and payment and be responsible in case of violation of these requirements.

Our company may rely on your freely given consent at the time you provided your personal data to us replying on this email then the lawfulness of such processing is based on that consent under EU GDPR 2016/679. You have the right to withdraw consent at any time.

Resend the revised Aladdin article

One attachment • Scanned by Gmail

**Aladin Eko Purkuncoro, ST., MT**  
 Forwarded message ----- From: Aladin Eko Purkuncoro, ST., MT <aladin.eko.purkuncoro@lecturer.itn.ac.id> Date: Wed, Jan 20, 2021 at 2:01 AM Subject: [REDACTED]

**Oksana Nikitina**  
 Thanks a lot. cp, 20 янв. 2021 г. в 09:14, Aladin Eko Purkuncoro, ST., MT <aladin.eko.purkuncoro@lecturer.itn.ac.id>: --

**Oksana Nikitina** <0661966nauka@gmail.com>  
 to dsantjojo, ST.M.Eng, me ▾  
 Good afternoon,

An edited version of the article please provide **no later than 21.01.2021.**

We work 24/7 and are ready to help you around the clock!

with respect, general manager  
 Oksana Nikitina  
 Viber/ Telegram/ WhatsApp +38050-303-38-01  
 ✉ 0661966nauka@gmail.com  
 twitter, linkedin  
 Editorial staff of the "Eastern-European Journal of Enterprise Technologies"

Website: <http://journals.urau.ua/ejeet/>

**Attention!** The author (team of authors) submitting the manuscript to the editorial office of the journal «Eastern-European Journal of Enterprise Technologies» agrees with all requirements for registration, submission of the manuscript of the article and payment and be responsible in case of violation of these requirements.

Our company may rely on your freely given consent at the time you provided your personal data to us replying on this email then the lawfulness of such processing is based on that consent under EU GDPR 2016/679. You have the right to withdraw consent at any time.

One attachment • Scanned by Gmail

**Aladin Eko Purkuncoro, ST., MT**  
 Thanks a lot. miss Oksana Nikitina , I immediately revised 🙏🙏🙏

**Aladin Eko Purkuncoro, ST., MT**  
 Good Morning Miss Oksana Nikitina , I send my article revision . I hope that soon the publication in the journal European Technologies of Enterprise Technologies

**Oksana Nikitina**  
 Thank you very much! 😊🙏🙏, 21 янв. 2021 г., 7:16 Aladin Eko Purkuncoro, ST., MT <aladin.eko.purkuncoro@lecturer.itn.ac.id>

**Aladin Eko Purkuncoro, ST., MT** <aladin.eko.purkuncoro@lecturer.itn.ac.id>  
 to Oksana, dsantjojo, ST.M.Eng ▾  
 You are welcome. Miss **Oksana Nikitina**, 🙏🙏🙏

Resend the revised Aladdin article

On Thu, Jan 21, 2021 at 1:17 PM Oksana Nikitina <0661966nauka@gmail.com> wrote:  
 Thank you very much! 😊🙏🙏

21 янв. 2021 г., 7:16 Aladin Eko Purkuncoro, ST., MT <aladin.eko.purkuncoro@lecturer.itn.ac.id>:  
 Good Morning Miss Oksana Nikitina . I send my article revision . I hope that soon the publication in the journal European Technologies of Enterprise Technologies (No.1.2021) Once again thank you very much Miss. Oksana Nikitina . 🙏🙏🙏  
 LINK GOOGLE DRIVE :  
<https://drive.google.com/drive/folders/1NTzAMlo4-IP8F7YMYV5u4MG8EzbyYL?usp=sharing>

On Thu, Jan 21, 2021 at 12:02 AM Aladin Eko Purkuncoro, ST., MT <aladin.eko.purkuncoro@lecturer.itn.ac.id> wrote:  
 Thanks a lot. miss Oksana Nikitina , I immediately revised 🙏🙏🙏

On Wed, Jan 20, 2021 at 3:24 PM Oksana Nikitina <0661966nauka@gmail.com> wrote:  
 Good afternoon,

An edited version of the article please provide **no later than 21.01.2021.**

We work 24/7 and are ready to help you around the clock!

with respect, general manager  
 Oksana Nikitina  
 Viber/ Telegram/ WhatsApp +38050-303-38-01  
 ✉ 0661966nauka@gmail.com  
 twitter, linkedin  
 Editorial staff of the "Eastern-European Journal of Enterprise Technologies"  
 Website: <http://journals.urau.ua/ejeet/>

**Attention!** The author (team of authors) submitting the manuscript to the editorial office of the journal «Eastern-European Journal of Enterprise Technologies» agrees with all requirements for registration, submission of the manuscript of the article and payment and be responsible in case of violation of these requirements.

Our company may rely on your freely given consent at the time you provided your personal data to us replying on this email then the lawfulness of such processing is based on that consent under EU GDPR 2016/679. You have the right to withdraw consent at any time.

Replv Replv all Forward

Resend the revised Aladdin article

Reviewer 4 on Jan 25 2021

from "Eastern-European Journal of Enterprise Technologies" \_invoice\_Aladin Eko Purkuncoro - acknowledge receipt Inbox x



**Oksana Nikitina** -0661966nauka@gmail.com

Wed, Jan 20, 2021, 2:31 PM

to me, dsantjojo, ST.M.Eng

Hello, dear authors.

The article was accepted for consideration of the possibility of publication in (No. 1(109)2021).

Invoice (invoice № 93/37-101-2021) in the application. The amount that you put up was taken into account, payment for an article (17 pages\*25 euro= 425 euro), payment for a hard copy of the journal with delivery to your postal address (0 euro), 0 euro - prepress (redistribution of literature on standards DSTU 2015, ARA (registration in accordance with standards, search for and addition of DOI identifiers), internal work of the editorial team over article, checking the translation of an article into a technical one professional English). The total amount to be paid is 425-50 advance = **375 euro euro to pay**.

1. Pay immediately (once received an invoice). Payment must be made strictly or on your behalf or on behalf of the co-author, how just made a payment, please scan the payment and send it to us.
2. We ask you to prepare and send us a scan of the documents: The license agreement (see in the attachment, it is necessary to sign all the authors and put a seal).

Please confirm receipt of the letter, send the license agreement (it is urgent) and let me know when you pay, waiting for a reply.

We are in touch 24/7.

with respect, general manager

Oksana Nikitina  
Viber/ Telegram/ WhatsApp +38050-303-38-01

[0661966nauka@gmail.com](mailto:0661966nauka@gmail.com)

[twitter](#) [linkedin](#)

Editorial staff of the "Eastern-European Journal of Enterprise Technologies"

Website: <http://journals.uran.ua/ejeet/>

**Attention!** The author (team of authors) submitting the manuscript to the editorial office of the journal «Eastern-European Journal of Enterprise Technologies» agrees with all requirements for registration, submission of the manuscript of the article and payment and be responsible in case of violation of these requirements.

Our company may rely on your freely given consent at the time you provided your personal data to us replying on this email then the lawfulness of such processing is based on that consent under EU GDPR 2016/679. You have the right to withdraw consent at any time.

2 Attachments - Scanned by Gmail



**Aladin Eko Purkuncoro, ST., MT** -aladin.eko.purkuncoro@lecturer.itn.ac.id

Wed, Jan 20, 2021, 2:41 PM

to Rudy, dsantjojo, ST.M.Eng

----- Forwarded message -----

Dari: **Oksana Nikitina** <[0661966nauka@gmail.com](mailto:0661966nauka@gmail.com)>

Date: Rab, 20 Jan 2021 14:31

Subject: from "Eastern-European Journal of Enterprise Technologies" \_invoice\_Aladin Eko Purkuncoro - acknowledge receipt

To: Aladin Eko Purkuncoro, ST., MT <[aladin.eko.purkuncoro@lecturer.itn.ac.id](mailto:aladin.eko.purkuncoro@lecturer.itn.ac.id)>, <[dsantjojo@ub.ac.id](mailto:dsantjojo@ub.ac.id)>, Dr.Eng Yudy Surya I, ST.M.Eng <[yudy@ub.ac.id](mailto:yudy@ub.ac.id)>

Hello, dear authors.

The article was accepted for consideration of the possibility of publication in (No. 1(109)2021).

Invoice (invoice № 93/37-101-2021) in the application. The amount that you put up was taken into account: payment for an article (17 pages\*25 euro= 425 euro), payment for a hard copy of the journal with delivery to your postal address (0 euro), 0 euro - prepress (redistribution of literature on standards DSTU 2015, ARA (registration in accordance with standards, search for and addition of DOI identifiers), internal work of the editorial team over article, checking the translation of an article into a technical one professional English). The total amount to be paid is 425-50 advance = **375 euro euro to pay**.

1. Pay immediately (once received an invoice). Payment must be made strictly or on your behalf or on behalf of the co-author, how just made a payment, please scan the payment and send it to us.
2. We ask you to prepare and send us a scan of the documents: The license agreement (see in the attachment, it is necessary to sign all the authors and put a seal).

Please confirm receipt of the letter, send the license agreement (it is urgent) and let me know when you pay, waiting for a reply.

We are in touch 24/7.

with respect, general manager

Oksana Nikitina  
Viber/ Telegram/ WhatsApp +38050-303-38-01

[0661966nauka@gmail.com](mailto:0661966nauka@gmail.com)

[twitter](#) [linkedin](#)

Editorial staff of the "Eastern-European Journal of Enterprise Technologies"

Website: <http://journals.uran.ua/ejeet/>

**Attention!** The author (team of authors) submitting the manuscript to the editorial office of the journal «Eastern-European Journal of Enterprise Technologies» agrees with all requirements for registration, submission of the manuscript of the article and payment and be responsible in case of violation of these requirements.

Our company may rely on your freely given consent at the time you provided your personal data to us replying on this email then the lawfulness of such processing is based on that consent under EU GDPR 2016/679. You have the right to withdraw consent at any time.

2 Attachments - Scanned by Gmail



**Oksana Nikitina**

Jan 22, 2021, 8:41 PM

Dear Aladin Eko Purkuncoro good afternoon, I ask you to pay no later than 25.01.2021, please Thank you for your work. cp, 20 янв. 2021 г. в 09:31, Oksana Nikiti

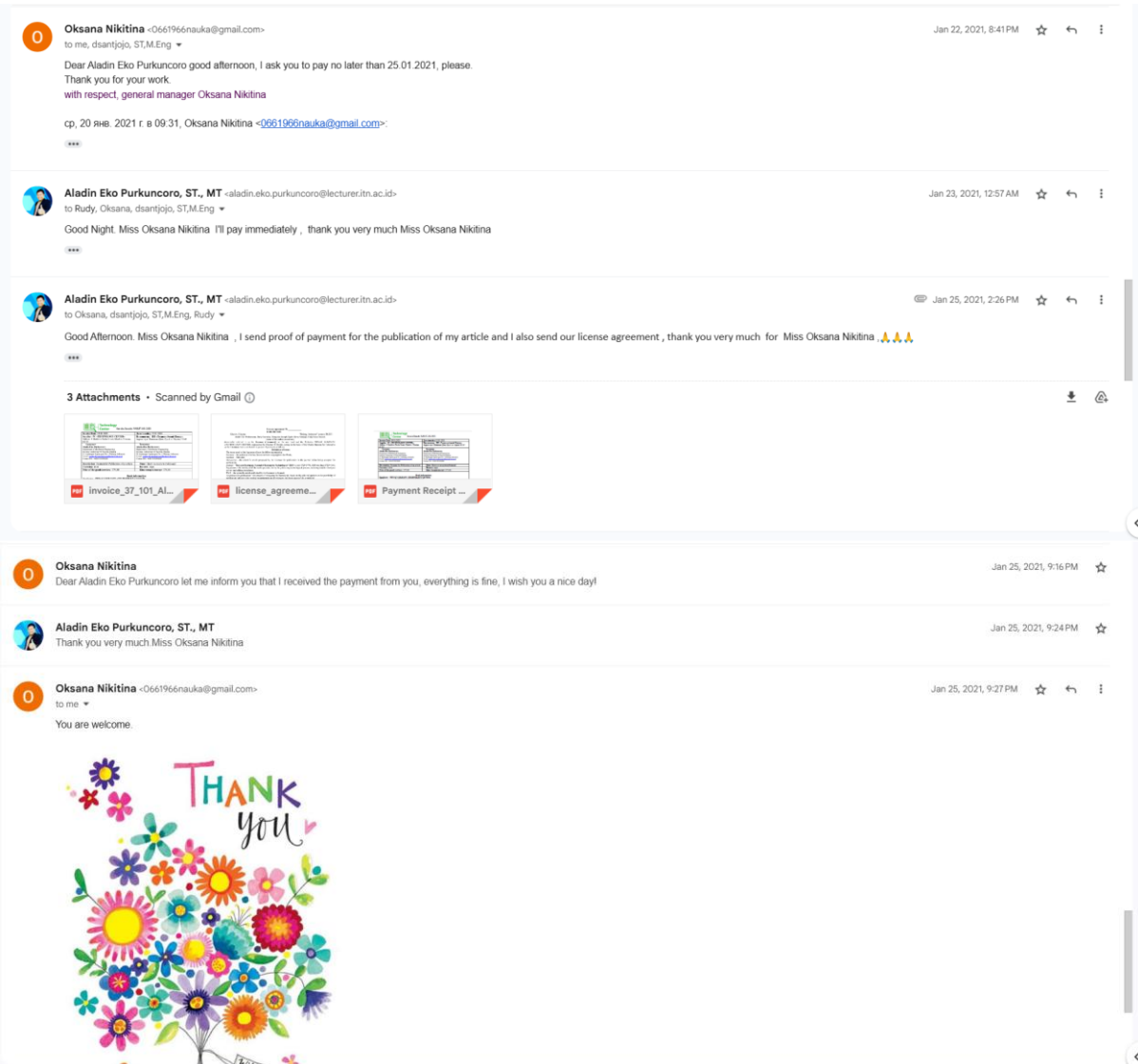


**Aladin Eko Purkuncoro, ST., MT**

Jan 23, 2021, 12:57 AM

Good Night. Miss Oksana Nikitina I'll pay immediately , thank you very much Miss Oksana Nikitina





Journal Approved on Feb 25 2021

**Oksana Nikitina** <0661966nauka@gmail.com>  
to me, dsantjojo, ST,M,Eng

Thu, Feb 25, 2021, 2:54 PM

Hello dear authors.

Your article is accepted for publication in the February issue of the Eastern-European Journal of Enterprise Technologies (№1/12 (109) 2021). You can see the published article on the website of our Journal in "Archive of issues" (<http://journals.uran.ua/ejeft/issue/archive>) 28/02/2021.

We add you a layout of your publication in PDF format (see annex), please agree until **17:00 25.02.2021** at the end of the term we will send the issue to the press.

We only correct editorial errors.  
Please confirm receipt of this letter.

with respect, general manager  
Oksana Nikitina  
Viber/ Telegram/ WhatsApp +38050-303-38-01  
☎ [0661966nauka@gmail.com](mailto:0661966nauka@gmail.com)

[twitter](#) [linkedin](#)  
Editorial staff of the "Eastern-European Journal of Enterprise Technologies"  
Website: <http://journals.uran.ua/ejeft/>

**Attention!** The author (team of authors) submitting the manuscript to the editorial office of the journal «Eastern-European Journal of Enterprise Technologies» agrees with all requirements for registration, submission of the manuscript of the article and payment and be responsible in case of violation of these requirements.

Our company may rely on your freely given consent at the time you provided your personal data to us replying on this email then the lawfulness of such processing is based on that consent under EU GDPR 2016/679. You have the right to withdraw consent at any time.

3 Attachments • Scanned by Gmail



**Aladin Eko Purkuncoro, ST., MT** <aladin.eko.purkuncoro@lecturer.itn.ac.id>  
to Oksana, dsantjojo, ST,M,Eng

Mar 11, 2021, 9:31 AM

Yes, I accept, thank you very much miss Oksana Nikitina

Virus-free: [www.avast.com](http://www.avast.com)

On Thu, Feb 25, 2021 at 2:54 PM Oksana Nikitina <[0661966nauka@gmail.com](mailto:0661966nauka@gmail.com)> wrote:  
Hello dear authors.

Your article is accepted for publication in the February issue of the Eastern-European Journal of Enterprise Technologies (№1/12 (109) 2021). You can see the published article on the website of our Journal in "Archive of issues" (<http://journals.uran.ua/ejeft/issue/archive>) 28/02/2021.

We add you a layout of your publication in PDF format (see annex), please agree until **17:00 25.02.2021** at the end of the term we will send the issue to the press.

We only correct editorial errors.  
Please confirm receipt of this letter.

with respect, general manager  
Oksana Nikitina  
Viber/ Telegram/ WhatsApp +38050-303-38-01  
☎ [0661966nauka@gmail.com](mailto:0661966nauka@gmail.com)

[twitter](#) [linkedin](#)  
Editorial staff of the "Eastern-European Journal of Enterprise Technologies"  
Website: <http://journals.uran.ua/ejeft/>

**Attention!** The author (team of authors) submitting the manuscript to the editorial office of the journal «Eastern-European Journal of Enterprise Technologies» agrees with all requirements for registration, submission of the manuscript of the article and payment and be responsible in case of violation of these requirements.

Our company may rely on your freely given consent at the time you provided your personal data to us replying on this email then the lawfulness of such processing is based on that consent under EU GDPR 2016/679. You have the right to withdraw consent at any time.

Virus-free: [www.avast.com](http://www.avast.com)