

# 1. Treatment Performance of Modified Anaerobic Baffled Reactor with Media Filter For Communal Wastewater Treatment Plant

*by* Evy Hendriarianti

---

**Submission date:** 06-Jul-2021 10:46AM (UTC+0700)

**Submission ID:** 1616223597

**File name:** PPT.pdf (1.42M)

**Word count:** 1044

**Character count:** 5267

4TH INTERNATIONAL POSTGRADUATE CONFERENCE ON  
BIOTECHNOLOGY (IPCB) 2016  
AUGUST 24 - 26, 2016, SURABAYA, INDONESIA

3

## Treatment Performance Of Modified Anaerobic Baffled Reactor With Media Filter For Communal Wastewater Treatment Plant

Evy Hendriarianti<sup>1</sup>, Nieke Karnaningroem<sup>2</sup>

[hendriarianti@yahoo.com](mailto:hendriarianti@yahoo.com)<sup>1</sup>

National Institute of Technology<sup>1</sup>,  
Sepuluh Nopember Institute of Technology<sup>1,2</sup>

# DOMESTIC WASTEWATER PROBLEM



Statement from  
deputy general  
secretary of UN  
MARCH 25, 2013

**"INDONESIA"  
INCLUDING IN STATES  
WITH WORST  
SANITATION IN THE  
WORLD**

**TEN STATES WITH WORST  
SANITATION IN THE  
WORLD**

1. BURKINA FASO
2. NIGER
3. CHINA
4. NEPAL
5. SUDAN
6. NIGERIA
7. ETHIOPIA
8. PAKISTAN
9. INDONESIA
10. INDIA

(1 = LESS BAD; 10 = WORST)  
SOURCE: DETIK.COM - 2013

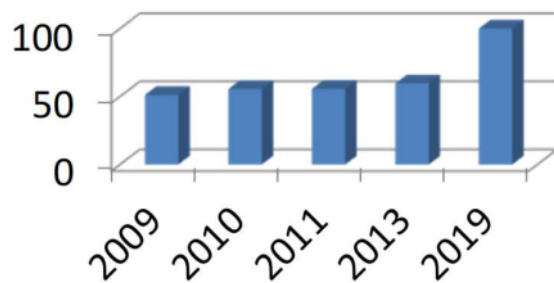
NR	STATE	% POPULATION HAVING SANITATION ACCES		EXPECTED <sup>1</sup> OF ACHIEVEMENT MDG 2015
		1990	2008	
1	SINGAPURA	99 %	100%	FASTER
2	MALAYSIA	84%	96%	FASTER
3	THAILAND	80%	96%	FASTER
4	MYANMAR	49%	81%	FASTER
5	FILIPINA	58%	67%	ON PLAN
6	VIET NAM	35%	75%	FASTER
7	LAOS	18%	53%	ON PLAN
8	INDONESIA	33%	52%	LATE
9	TIMOR LESTE	32%	50%	ON PLAN
10	KAMBOJA	9%	29%	LATE

**NEED  
TRANSFORMATION  
OF WASTEWATER  
MANAGEMENT**

**ACTION OF  
UNIVERSAL ACCES OF  
100% SANITATION  
ACCES IN 2019**

# ACCES SANITATION IN INDONESIA

Sanitation Acces



2009: 51,19%  
2010: 55,54%  
2011: 55,60%  
2013: 59,71%

(average:  
2,13% /th)

Target 2019: 100%

(average):  
8,06% /th)

## NEED INNOVATIF STEPS

- A.POLICY ACCES
- B.INSTITUTIONAL ASPECT
- C.COMMUNITY AND  
EDUCATION ASPECT
- D. TECHNICAL ASPECT AND  
FINASIAL

# COMMUNAL WWTP IN MALANG CITY

NR.	FUNDED BY	AMOUNTS	CAPACITY (KK)	SERVICED HOUSE (KK)	MANAGER*)	YEAR
1.	Swadaya	1	500	110	KSM	1986
2.	PKK Kota Malang	2	100	60	KSM	1998-1999
		1	150	100		
		1	200	150		
3.	APBN	1	150	60	KSM	1999
4.	Bank	1	6.000	800	LPPL	2000
	Dunia	1	10.000	1.550	KSM	2000
5.	DAK-APBN	22	100	30-170	KSM	2006-2014
6.	DAK APBN Propinsi	1	500	200	KSM	2011
7.	USRI	39	70	59-136	KPP	2011-2013
Total users				19.040 KK, 37.030 person		

# *Schematic Processing Unit*

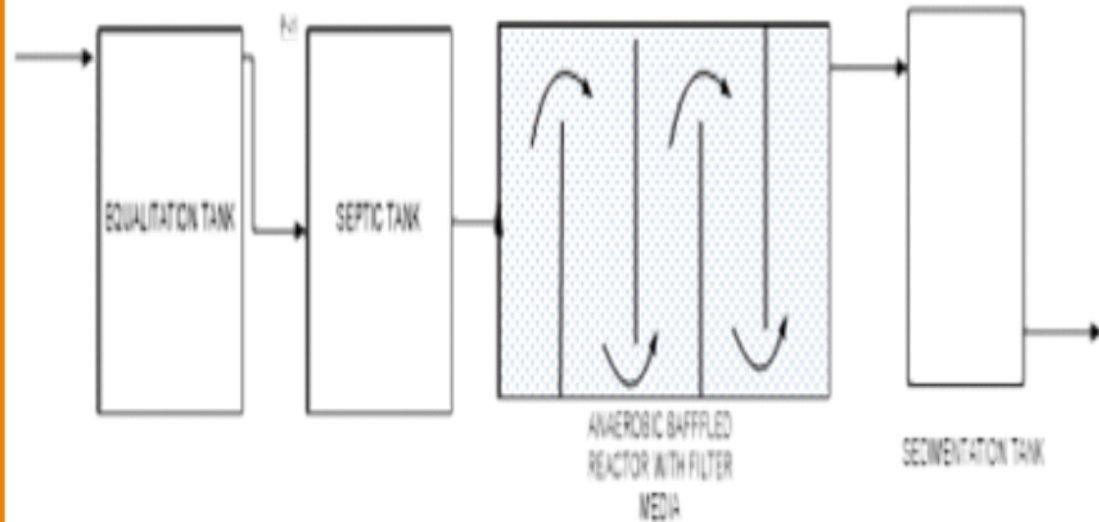
DEWATS system

- **sedimentation unit**
- **anaerobic Baffled Reactor**
- **anaerobic filter**

(Borda, 2015)



- ✓ Septic tank
- ✓ ABR with filter media



*General  
description  
Communal  
WWTP*

NR.	LOCATION	OPERATION STARTED	OPERATION CAPACITY (%)
1.	RT6 & RT7 RW2 Balearjosari	2012	65
2.	RW9 Bandungrejosari Janti	2010	123
3.	RW3 Pisangcandi	2013	62
4.	RW7 Kota Lama	2013	170

# ANAEROBIC PROCESS

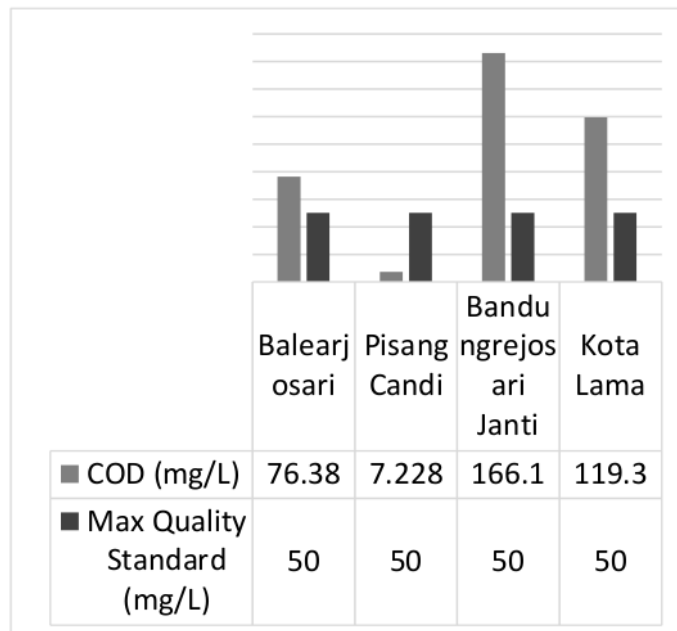
---

- Anaerobic process is economically attractive (Samb, 1996; Chernicharo, 1998)
- easily built
- investment and operating costs are lower
- easier to operate
- separation efficiency is relatively high for organic material , nutrients , solids and pathogens at ambient temperature (Mahcdar, 1997)

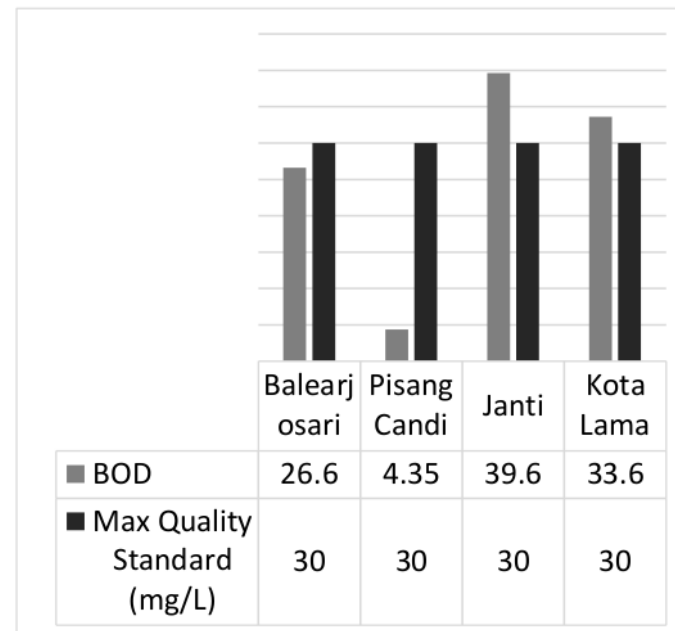


# effluent concentrations

PARAMETERS COD



PARAMETERS BOD



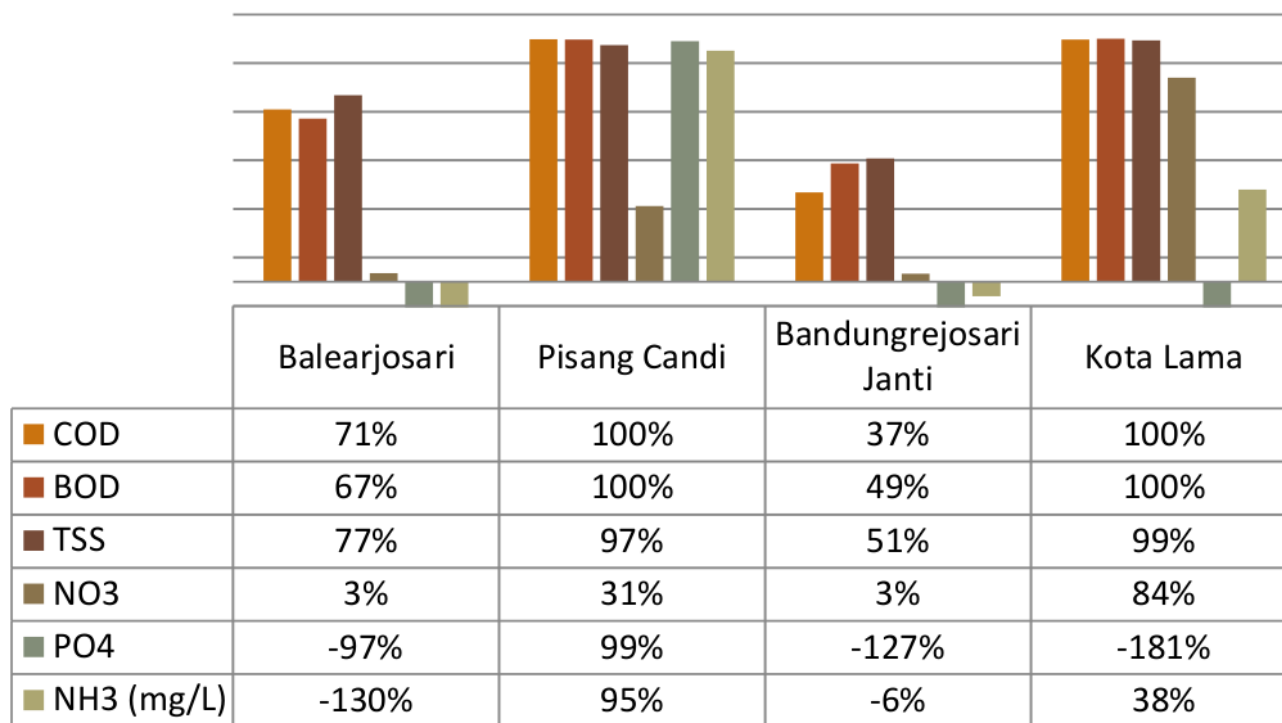
# Ratio of BOD-COD

---

Communal WWTP	BOD/COD	
	Inlet	Outlet
Balejarjosari	0,31	0,35
Pisangcandi	0,37	0,60
Balejarjosari Janti	0,29	0,24
Kota Lama	3,44	0,28

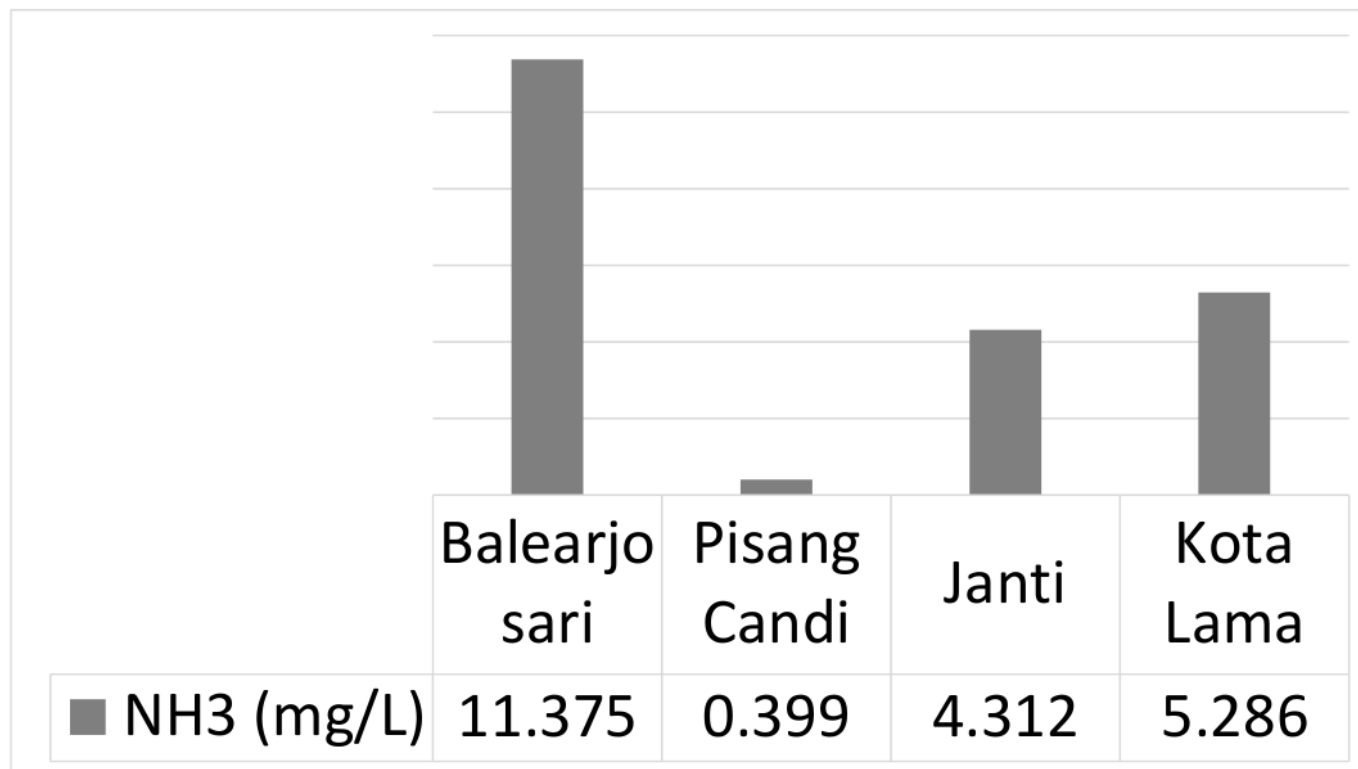


# Communal WWTP Performance



# Ammonia Effluent

---



# METHODS

---

- Data collection and processing operations Communal WWTP comprising of **operations and process design data** of the cleanliness and landscaping services Dinas Kebersihan dan Pertamanan Kota Malang) and community sanitation groups (KSM) as manager of the Communal WWTP.
- Sampling and analysis of influent and effluent quality parameters in any communal wastewater treatment unit that includes the concentration of **BOD, COD, TSS, NO<sub>3</sub>, and PO<sub>4</sub>**. Sampling of wastewater was conducted by **moment sampling (grab sampling)** in accordance with **SNI 6989.57: 2008 on Method of Wastewater Sampling**.



## METHODS

Analysis of the quality of wastewater samples carried out by the Water Quality Laboratory PJT I

*Parameter  
Wastewater  
Analytical Methods*



No.	Parameter	Unit	Analysis Method
1.	BOD	<sup>2</sup> mg/L	APHA.5210 B-1998
2.	COD	mg/L	QI/LKA/19 (Spektrofotometri)
3.	TSS	<sup>4</sup> mg/L	APHA.2540 D-2005
4.	NO <sub>3</sub>	<sup>2</sup> mg/L	QI/LKA/65
5.	PO <sub>4</sub>	mg/L	SNI 19-2483-

# DISCUSSION- anaerobic process

---

- SRT separate from HRT to maximize performance of pollutants processing by anaerobic bacteria that slow (Nguyen, 2010)
- The strength characteristics of wastewater
- The anaerobic bacteria are a group of bacteria metabolic consisting of microorganisms hydrolytic, fermentative, syntrophic and methanogenic which outlines the complex organic compounds in the process of anaerobic degradation (Satoh, 2007).



# DISCUSSION- biofilter

---

mechanism of processing using a biofilter (Chaudhary, 2003)

1. attachment of biomass,
2. The use of the substrate and the growth of biomass and
3. Sloughing of biomass.
  - Strong **attachment process and colonization of biomass** depends on the **influent characteristics** (eg organic and concentration) and the **surface properties** of the filter media.
  - **the amount of the growth and physical factors** that affect the release of biofilm.
  - the loss of biomass only because of the **shear stress of the fluid**





## DISCUSSION-The existence of ammonia

---

- Ammonium is an important nutrient for the growth of methanogens,
- The excess of free ammonia will disrupt the process of methanogenesis



# CONCLUSION

---

1. Technology choice of Septic Tank and ABR with media filter reactor proved capable of processing organic matter of BOD and COD with the levels of allowance respectively by 49% -67% and 37% -100%. Parameter TSS,  $\text{NO}_3$  and  $\text{PO}_4$  have the ranges of allowance respectively by 51% - 99%, 3% - 84%, (181%) - 99%.
2. The value of the ratio of BOD / COD WWTP Communal of the influent on the object of study ranged from 0.29 to 3.44.
3. From the evaluation shows that the high concentrations of organic matter in influent in line with the high of HRT and operation time will result in a higher allowance level. With the organic loading that is too low cause biomass limited to degrade organic matter and result low levels of organic material separation. The presence of ammonia in anaerobic degradation should be treated to produce biogas and nutrient-N.



**THANK YOU  
AND  
KEEP FOR SUSTAINABILITY**



# 1. Treatment Performance of Modified Anaerobic Baffled Reactor with Media Filter For Communal Wastewater Treatment Plant

## ORIGINALITY REPORT

11%	11%	0%	0%
SIMILARITY INDEX	INTERNET SOURCES	PUBLICATIONS	STUDENT PAPERS

## PRIMARY SOURCES

1	dlhk.sidoarjokab.go.id Internet Source	7%
2	core.ac.uk Internet Source	2%
3	www.lppm.itn.ac.id Internet Source	1%
4	repo.unand.ac.id Internet Source	1%

Exclude quotes On  
Exclude bibliography On

Exclude matches Off

